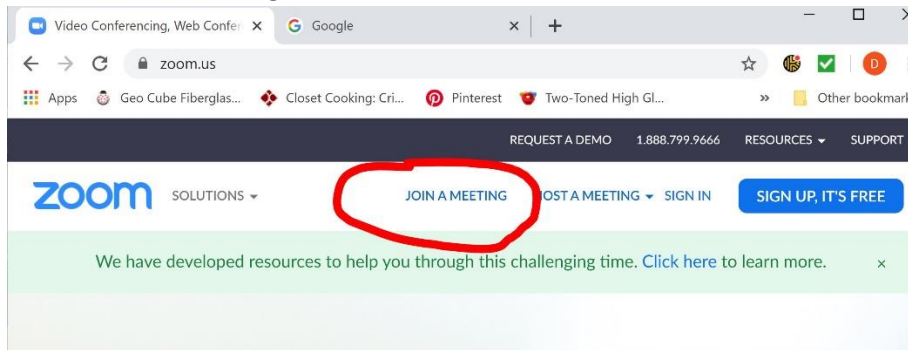


Instructions For Public Participation in the March 25th Planning Board Meeting

Pursuant to the Governor's Emergency Order regarding the open meeting law, in person participation in this Planning Board meeting will not be accommodated.

To participate, please use the Zoom remote meeting software using your laptop computer, tablet or smartphone. (Note: The Zoom app is the preferred method of participation. If you are unable to use it, you may dial into the meeting at 1-253-215-8782. Use the same meeting ID and Password as shown below)

1. Use your internet browser to navigate to www.zoom.us.
2. Click on Join a Meeting



3. Enter meeting ID **139 353 016** then click Join (Note: If you have not previously used or installed the app, you will be prompted to download and run the installation file.)



Join a Meeting

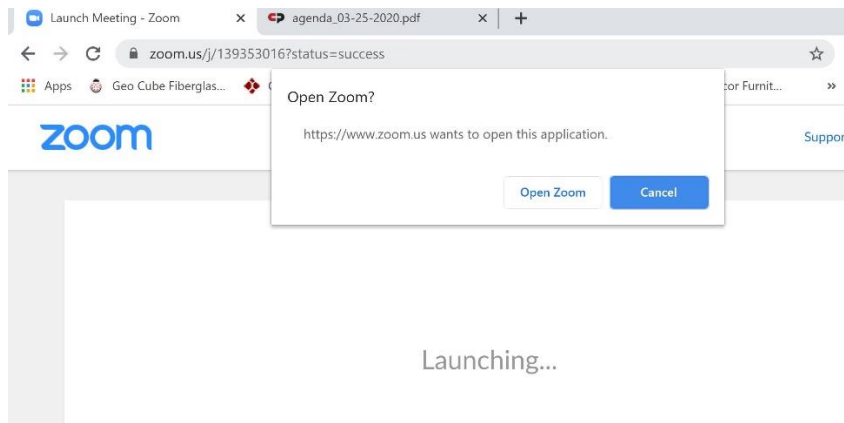
4. Type your name and password **026944** then click Join Meeting

Zoom

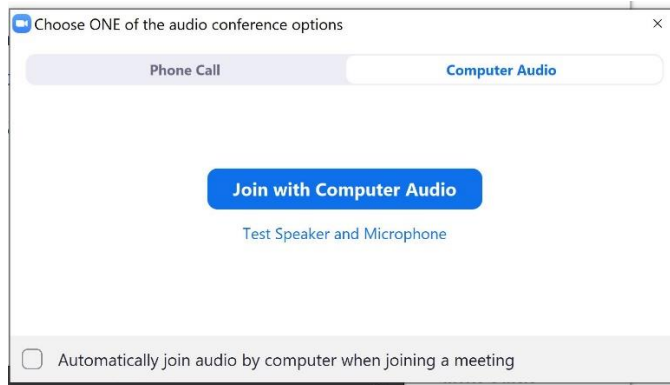
Enter your name and the meeting password

☒ Remember my name for future meetings

- Click on Open Zoom in the pop-up dialogue box



- Click on Join with Computer Audio



- Upon joining the meeting your microphone will automatically be placed on hold. If you wish to ask a question or make a comment, click on the participants icon and then click on the raise hand icon. (on some devices, the raise hand feature will be on the “more” menu.

